

Mississippi Community Colleges

Serve, Prepare, and Support Mississippians

January 2020

January 2020

Table of Contents

Executive Summary.....1

Introduction..... 2

Methodology 2

Institutional Profile.....4

Student Enrollment.....6

Community College Graduates.....9

Employment and Earnings Outcomes of Graduates..... 11

Impact on the State Economy..... 13

Appendix A: Workforce Training..... 15

Appendix B: Degrees Awarded..... 16

Appendix C: Community College Sites..... 17

EXECUTIVE SUMMARY

This economic impact study was commissioned by the Mississippi Association of Community and Junior Colleges (MACJC) to analyze the contributions of Mississippi community colleges to the state's economy. This study had three primary objectives: (1) examine who is served by the statewide network of community colleges, (2) determine education and labor market related outcomes of those served, and (3) estimate the overall economic impact of community colleges to the state of Mississippi.



The results of this study show that community colleges and the students they serve have a multi-billion dollar impact on Mississippi's economy, generating an estimated \$2.1 billion in wages and salaries in the state. This results in over a quarter billion dollars in state and local tax revenue and nearly four billion in state GDP. The statewide network of community colleges:

Serve

Community colleges serve the entire state.

All 82 counties of the state are covered by the community college network of 15 main campuses and 500 total locations. Each year, an average of 100,000 students are served through academic credential and degree programs and more than 100,000 are served through non-credit workforce training. Ninety-six percent of all students served by community colleges are Mississippi residents.

Prepare

Community colleges prepare students for success.

Three out of four students who graduate from a community college live and work in Mississippi after graduation. These workers earn average annual salaries of \$27,542 within one year of graduating, \$31,550 after three years, and \$35,824 after five years, which is double the earnings of the average non-college-bound Mississippi high school graduate. Moreover, the training and education provided by Mississippi's community colleges prepares many of these graduates to enter "in demand" jobs.

Four out of five students who complete non-credit workforce training courses live and work in Mississippi after training. These students experience an average increase in earnings of more than \$2,390 after completing training, raising their average annual salary to \$42,922.

Moreover, the training and education provided by Mississippi's community colleges prepares many of these graduates to enter "in demand" jobs. Community college students who transfer to public universities are almost 1.5 times more likely to graduate than their counterparts who enroll as first-time, full-time freshmen.

Community college graduates are half as likely to rely on the Supplemental Nutrition Assistance Program (SNAP, low-income food assistance) or Temporary Assistance for Needy Families (TANF, low-income cash assistance) than non-college-bound high school graduates. Community colleges also support job safety through workforce safety training programs that prepare more than 22,000 workers each year, can lower the likelihood of workplace injuries up to 35 percent.

Support

Community colleges support communities across the state.

Community colleges directly employ more than 8,100 people statewide and are typically among the top-five employers in their regions. Community colleges and their students invest more than \$1 billion in their local economies every year. This investment leads to a jobs multiplier of 3.0, meaning that one community college job creates an additional two jobs in the state.

INTRODUCTION

Commissioned by the MACJC, this economic impact study analyzes the contributions of Mississippi's community colleges to the state's economy. The results illustrate that community colleges serve Mississippians, prepare students for success at four-year colleges and universities, support communities across the state's 82 counties, and are strong economic drivers that make significant contributions to the state's economy.

This study had three primary objectives: (1) examine who is served by the statewide network of community colleges, (2) determine education and labor market related outcomes of those served, and (3) estimate the overall economic impact of community colleges to the state of Mississippi.

METHODOLOGY

Analytical Strategy. An input-output model, Regional Economic Models, Incorporated (REMI) PI+, was run to estimate the economic impact of Mississippi community colleges. REMI PI+ is a dynamic forecasting model that uses historical employment, earnings, spending, demographic, and industry data to estimate economic impacts. Although many input-output models exist, this analysis employs a version of REMI PI+ that was created specifically to mirror the Mississippi economy. The specificity of this model, along with using observed data regarding current direct economic activity of the community colleges, allows for accurate estimates of their economic impact.

REMI is the de facto economic model for government agencies, nonprofit institutions, colleges and universities, and public utilities. REMI PI+ is the official model adopted by the Mississippi Institutions of Higher Learning (IHL) to assess the state's economic environment. REMI features customized models calibrated to be state-specific using data from the Bureau of Economic Analysis, the BLS, the Census Bureau, and other public sources. Because REMI PI+ integrates many important components including a time dimension, demographic detail, and behavioral econometric responses, it can provide information on the impact of community colleges and the potential effects that the institutions have on the larger economy.

Data. The primary data for this study came from administrative records provided by Mississippi community colleges and the Mississippi Community College Board (MCCB). These data were the sources for enrollment and graduation information in conjunction with Mississippi IHL data. Mississippi Department of Employment Security (MDES) data were used to measure labor market outcomes, including employment and earnings. Mississippi Department of Human Services (MDHS) data were used to determine participation in public assistance programs. Data from the Mississippi Joint Legislative Budget Committee and the Integrated Postsecondary Education Data System (IPEDS) were used to measure community college operations and student spending.

Indicators. The following indicators were used as inputs for the economic impact analysis:

- **Community College Operations Spending:** annual expenditures, including capital purchases, contractual services, and commodities.
- **Student Spending:** annual student expenditures, including retail spending and rent and housing expenses.
- **Enrollment:** the headcount of students enrolled in one or more credit hours in a community college or the headcount enrolled in non-credit workforce

training programs. The enrollment headcount is not based on census data used for reimbursement purposes. Rather, enrollment includes the total headcount of students in a given academic year.

- **Academic Year (AY):** a Summer and Fall semester combined with the following calendar year's Spring semester. When written, academic years are referred to by the calendar year of their final semester. For example, AY 2019 includes the Summer and Fall semesters of 2018 and the Spring semester of 2019.
- **Full-Time Equivalent (FTE):** 30 credit hours taken in one academic year.
- **Graduates:** number of students awarded a degree or certificate in an academic year.
- **University Transition:** number of students who transferred to a public four-year university.
- **Employment:** percent of graduating students who did not pursue additional higher education and were employed within one year of graduation.
- **Annual Earnings:** the average wages and salaries at one, three, and five years following graduation.
- **Public Assistance Receipt:** the percent of graduates receiving Supplemental Nutrition Assistance Program (SNAP, low-income food assistance) or Temporary Assistance for Needy Families (TANF, low-income cash assistance) benefits within three years of graduating.
- **Gross Domestic Product (GDP):** estimated annual monetary value of all goods and services attributed to Mississippi community colleges and their students using REMI model output.
- **Direct Jobs:** jobs created by community colleges and jobs filled by their students.
- **Indirect Jobs:** jobs created in the Mississippi economy as the result of economic activity of community colleges and their students.
- **Wages and Salaries:** estimated average annual income from direct and indirect employment, using REMI model output.
- **Tax Revenue:** the estimated average annual state and local tax revenue generated through direct and indirect employment, spending, and other economic activities of Mississippi community colleges and their students using REMI model output.
- **Jobs Multiplier:** measures how important an industry is to statewide job creation. For example, a multiplier of 3.0 means that, for every direct job created, two more indirect jobs are created in other sectors within the larger economy.

INSTITUTIONAL PROFILE

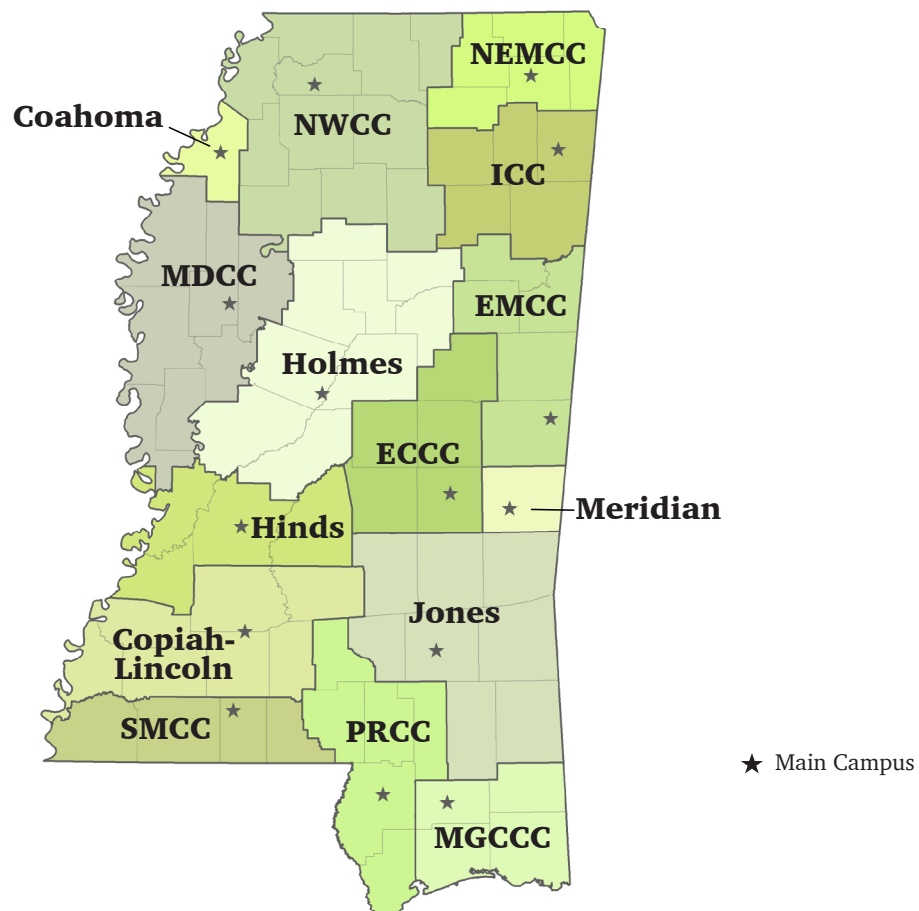
Mississippi community colleges serve the entire state. The community college network of 15 main campuses and 500 locations covers all 82 Mississippi counties. These locations consist of three types of operations:

1. **Main campuses:** these 15 campuses offer a full suite of educational programs, provide on-campus housing, are staffed by full-time faculty and staff, and offer complete instructional and student support services.
2. **Satellite campuses:** offer a full suite of educational programs, are staffed by full-time professional personnel, and offer instructional and student support services that are comparable to main campus locations.

3. **Extension centers and other off-campus locations:** offer a partial range of educational programs and limited support services.

See Figure 1 for the map of districts and main campuses and Appendix C for the full list of community college locations. Mississippi community colleges are often one of the top-five employers in their communities, with more than 8,100 people employed by Mississippi's community colleges. On average, community college employees earn \$50,853 annually, which is 30 percent above the state average of \$39,420 (BLS, 2019). Table 1 (on page 5) presents the breakdown of full-time and part-time employees by occupational category.

FIGURE 1: MISSISSIPPI COMMUNITY COLLEGE MAIN CAMPUSES AND DISTRICTS



Source: Community College Administrative Data, 2019.

TABLE 1: MISSISSIPPI COMMUNITY COLLEGE EMPLOYEES, AY 2018

EMPLOYEE TYPE	FULL-TIME	PART-TIME	TOTAL	PERCENT
Faculty				
Faculty, Teaching	1,380	1,095	2,475	30.4
Faculty, Technical	865	412	1,277	15.7
Faculty, Other	137	239	376	4.6
Non-Faculty				
Executive/Administrative	394	3	397	4.9
Non-supervisory Professional Staff	1,041	95	1,136	14.0
Office/Clerical	806	295	1,101	13.5
Technical/Specialist	204	11	215	2.6
Craft/Trades	170	4	174	2.1
Service	808	178	986	12.1
Total Employees	5,805	2,332	8,137	100.0

Source: *Mississippi Budget Report, 2019.*

Spending

Mississippi community colleges spend more than \$1.2 billion annually, much of which is spent locally or within the state. Community college spending can be broken down into institutional and student expenditures.

Institutional Expenditures. Mississippi's 15 community colleges spend more than \$600 million in salaries and other operational expenses each year (Mississippi Budget Report, 2019). These expenditures stimulate local economies and produce revenue for the state. Table 2 (on page 6) summarizes the colleges' combined annual operational expenditures.

Student Expenditures. According to information from the Integrated Postsecondary Education Data System (IPEDS), students attending Mississippi community colleges spend more than \$335 million on goods and services and more than \$310 million in off-campus living expenses annually, for a total of almost \$650 million in annual spending (see Table 3 on page 6).

TABLE 2: MISSISSIPPI COMMUNITY COLLEGE SPENDING, AY 2018

SPENDING	AMOUNT	PERCENT
Wages	\$413,790,251	68.6
Capital Purchases	\$21,864,616	3.6
Student Tuition Support	\$48,715,048	8.1
Contractual Services	\$88,120,357	14.6
Commodities	\$30,310,809	5.0
Total	\$602,801,081	100.0

Note: Tuition support accounts for grants, scholarships, and other transfer payments that are provided to students to offset educational expenses. These funds are not entered as expenditures or purchases in the model.

Source: Mississippi Budget Report, 2019.

TABLE 3: MISSISSIPPI COMMUNITY COLLEGE STUDENT SPENDING, AY 2018

SPENDING	AMOUNT	PERCENT
Retail Spending	\$335,953,881	52
Rent and Housing Expenses	\$310,620,127	48
Total	\$646,574,008	100

Source: Integrated Postsecondary Education Data System (IPEDS), 2019.

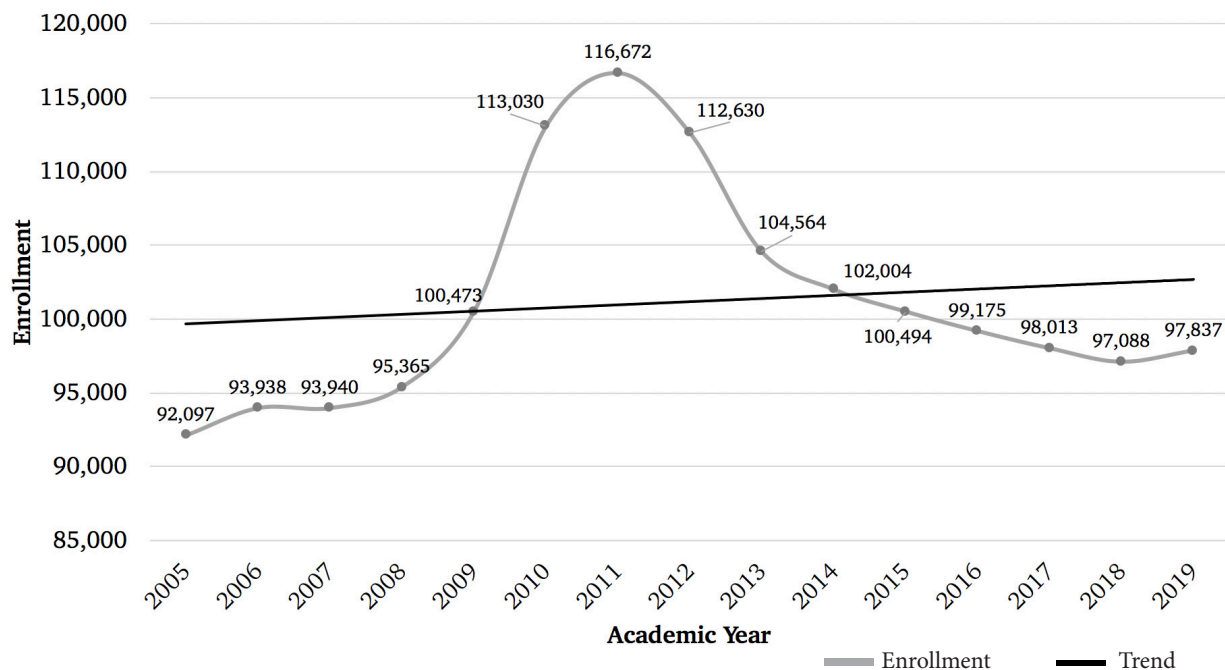
STUDENT ENROLLMENT

Each year, Mississippi community colleges serve approximately 200,000 students through their academic and non-credit workforce training programs. The state's network of community colleges provides postsecondary education that supports traditional students as well as non-traditional Mississippi residents returning to school to improve their education and workforce outcomes. These students receive foundational education that prepares them for success at four-year institutions of higher learning and for in-demand jobs in the Mississippi labor market.

Academic Programs

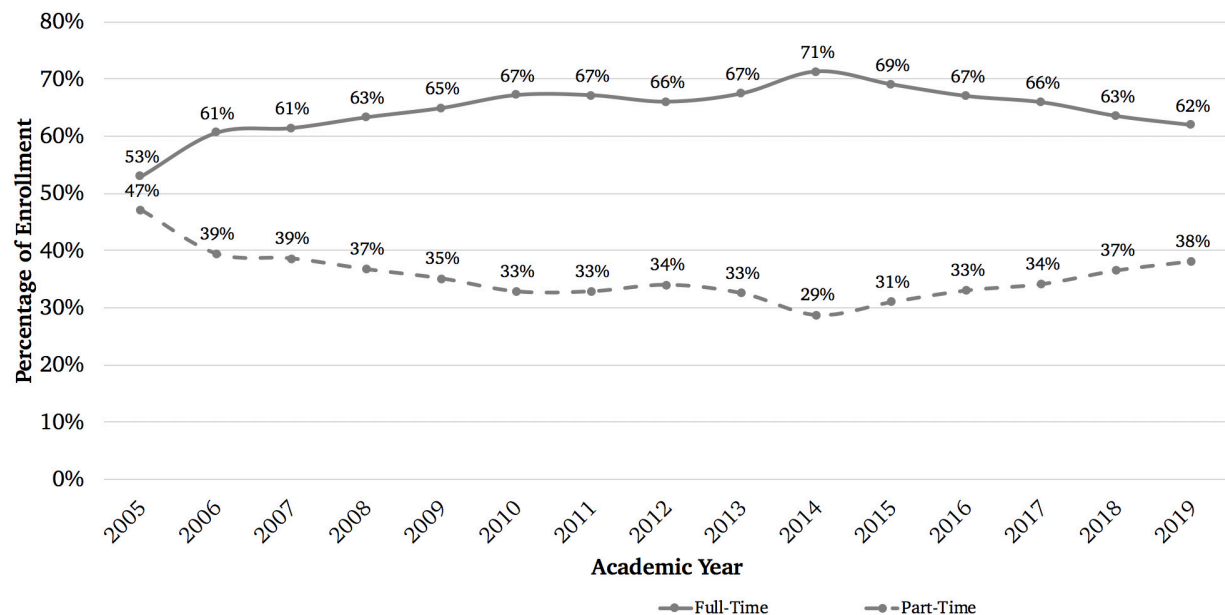
Total Enrollment. Approximately 100,000 full-time and part-time students enroll in one of 250 academic or for-credit career technical programs each year. Student enrollment spiked as the result of the Great Recession and has grown by more than six percent over the last 15 years. In AY 2019, 97,837 students were enrolled, accounting for 61,799 FTE, or approximately 1 million credit hours. See Figure 2 for total enrollment and trends and Figure 3 (both on page 7) for a comparison of full-time and part-time enrollment in Mississippi community colleges for AY 2005-2019.

FIGURE 2: TOTAL ENROLLMENT IN MISSISSIPPI COMMUNITY COLLEGES, AY 2005-2019



Source: Community College Administrative Data, 2019.

FIGURE 3: FULL-TIME AND PART-TIME ENROLLMENT IN MISSISSIPPI COMMUNITY COLLEGES, AY 2005-2019

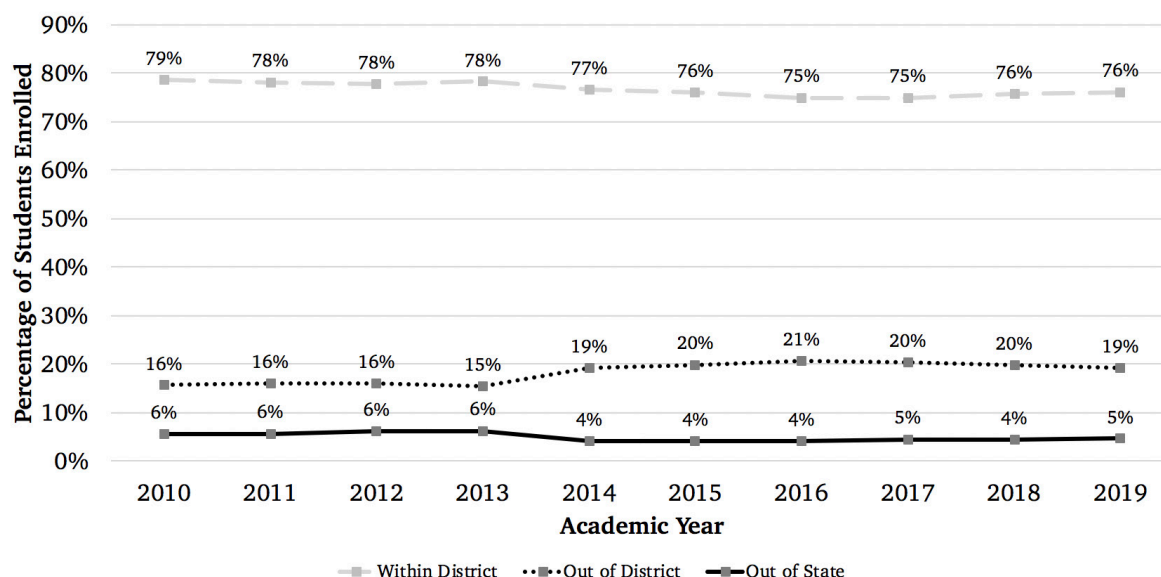


Source: Community College Administrative Data, 2019.

Residency. The primary focus of community colleges is serving the people of Mississippi. More than two-thirds of college-bound Mississippi public high school graduates enroll in a community college within one year of graduating high school (Mississippi's State

Longitudinal Data System, 2019). Almost all students attending Mississippi community colleges (95 percent) are state residents, and approximately three out of four students attend the community college in their home district (see Figure 4 on page 8).

FIGURE 4: ENROLLMENT BY RESIDENCY, AY 2010-2019



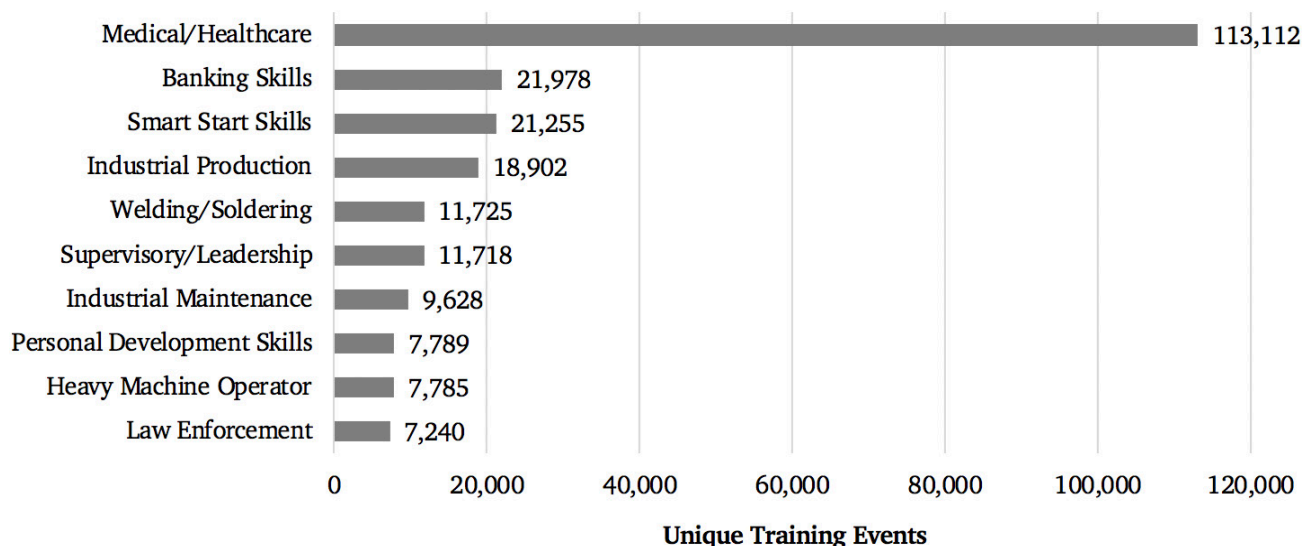
Source: Community College Administrative Data, 2019.

Non-Credit Workforce Training Programs

Approximately 100,000 total people enroll in non-credit workforce programs each year, and they participate in more than 274,000 unique training events throughout a given academic year. Of these people, 80,000 enroll in substantive training areas that are aligned with Mississippi's labor market demand. The

top five substantive areas are: 1) medical/healthcare, 2) banking skills, 3) Smart Start skills training, 4) industrial production, and 5) welding/soldering. See Figure 5 for the top 10 training areas and Appendix A for the full list of course enrollment by training area.

FIGURE 5: TOP 10 WORKFORCE TRAINING AREAS, AY 2018



Source: Community College Administrative Data, 2018.

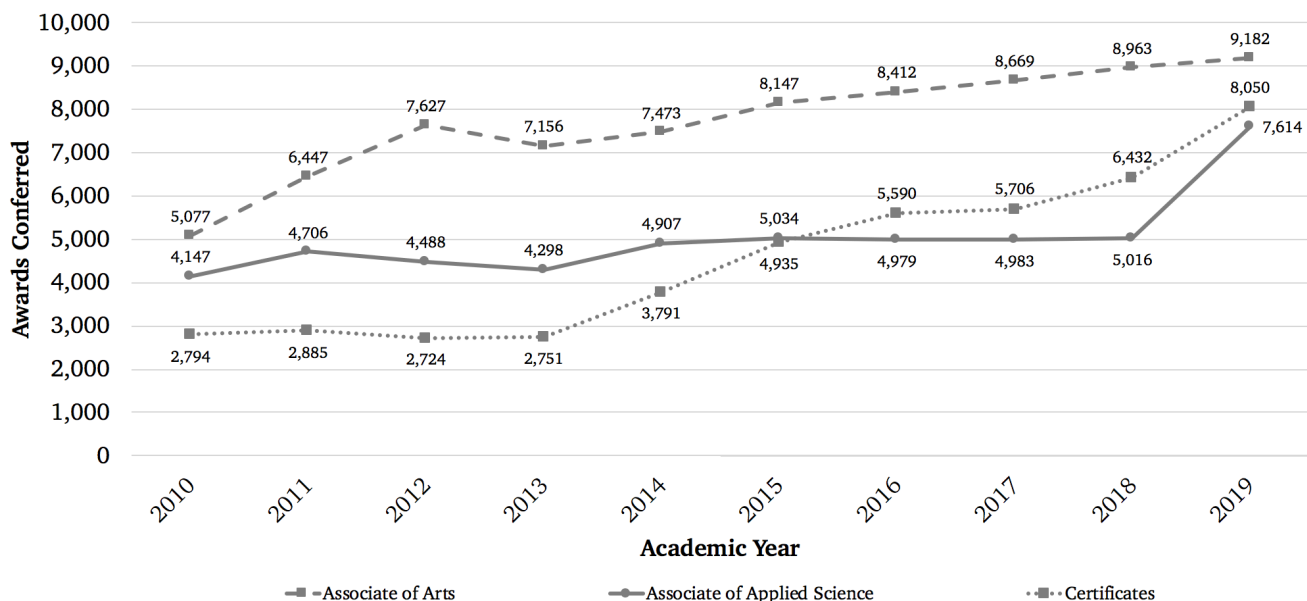
COMMUNITY COLLEGE GRADUATES

Over the last 10 years, the number of degrees and certificates conferred has increased dramatically, more than doubling during that time (see Figure 6).

In 2010, 5,077 graduates earned Associate of Arts degrees; this number increased by 81 percent to 9,182 in 2019. The number of Associate of Applied Science degrees conferred increased approximately 84 percent, from 4,147 in 2010 to 7,614 in 2019. Career and technical certificates awarded, including vocational certificates, nearly tripled from 2010 to 2019 (see Figure 6).

Community college students transferring to public universities are almost 1.5 times more likely to graduate from a university than their counterparts who enroll as first-time, full-time freshmen. Of the approximately 13,000 undergraduates awarded degrees annually from Mississippi public four-year universities, about 58 percent (7,535) of the graduates have previously attended classes through one of Mississippi's community colleges.

FIGURE 6: NUMBER OF DEGREES AND CERTIFICATES CONFERRED, AY 2010-2019

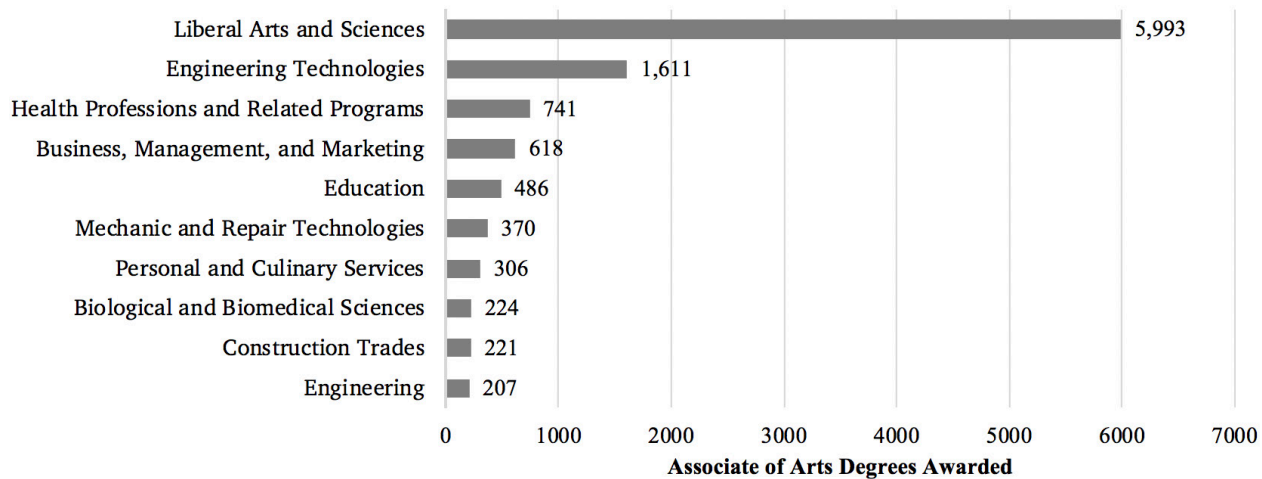


Source: Community College Administrative Data, 2019.

Top Five Programs of Study. The top five programs of study, based on the number of degrees awarded annually, include liberal arts and sciences (5,993), health professions, i.e., registered nurses, licensed nurse practitioners, and other technicians (4,823); business, management, and marketing (2,722); advanced manufacturing, i.e., engineering technologies (2,505); and mechanic and repair technologies (1,263). While the largest group of graduates are those with liberal arts and sciences

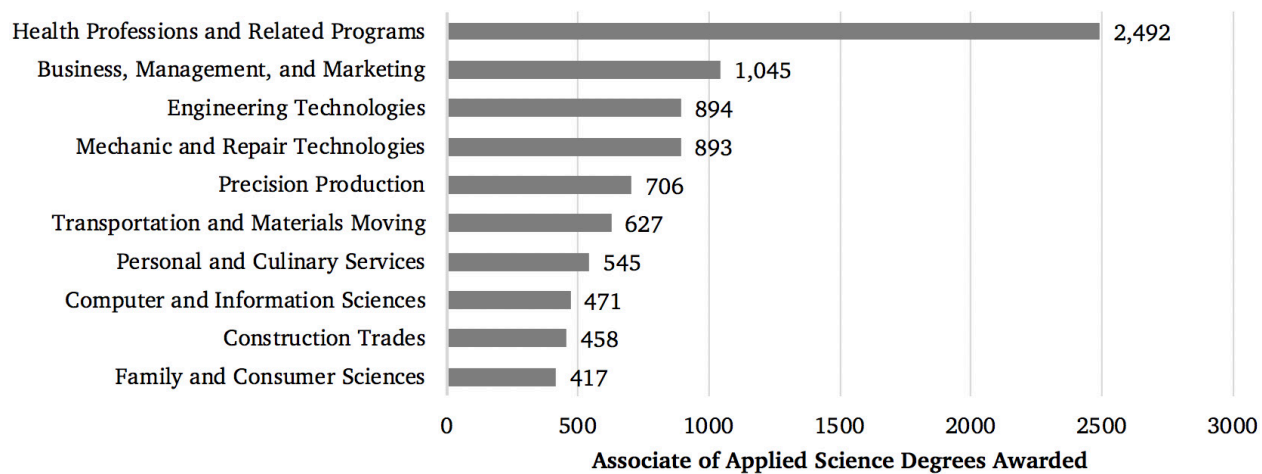
degrees, these students are most likely to continue their studies at a four-year institution of higher learning. In contrast, the graduates in the other top programs of study are more likely to enter the labor market after graduation, and these programs of study align with in-demand jobs in Mississippi. See Figures 7-9 (on page 10) for the top 10 programs by degree type and Appendix B for a full breakdown of the degrees and certificates awarded by program of study.

FIGURE 7: TOP TEN ASSOCIATE OF ARTS PROGRAMS, AY 2019



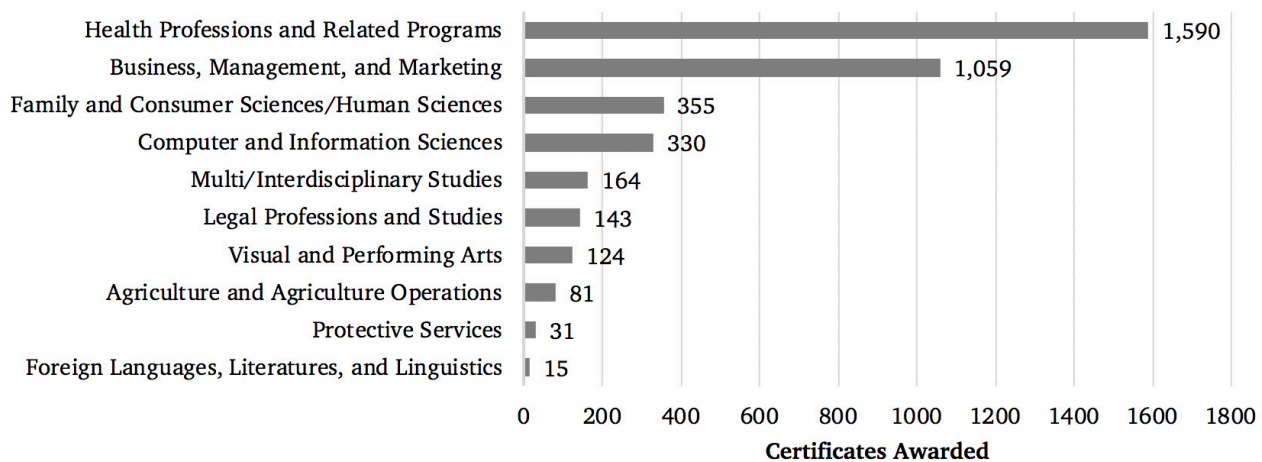
Source: Community College Administrative Data, 2019.

FIGURE 8: TOP TEN ASSOCIATE OF APPLIED SCIENCE PROGRAMS, AY 2019



Source: Community College Administrative Data, 2019.

FIGURE 9: TOP TEN CERTIFICATE PROGRAMS, AY 2019



Source: Community College Administrative Data, 2019.

EMPLOYMENT AND EARNINGS OUTCOMES OF GRADUATES

Mississippi community colleges prepare students for success. Community colleges provide foundational education and train students to succeed in Mississippi’s labor market. Community college graduates are more likely to stay and work in Mississippi in high-demand jobs and earn salaries that are higher than those earned by non-college-bound high school graduates.

Employment

More than 75 percent of community college graduates (who are non-university-bound) enter employment in

the Mississippi labor force within a year of graduating (See Table 4), compared to 59 percent of non-college-bound public high school graduates and 61 percent of public university graduates (Mississippi’s State Longitudinal Data System, 2019). More than 80 percent of graduates with Associate of Applied Science degrees are employed in the state, followed by those with career technical certificates (79 percent) and Associate of Arts degrees (66 percent).

TABLE 4: EMPLOYMENT OF COMMUNITY COLLEGE GRADUATES

DEGREE TYPE	EMPLOYMENT AFTER GRADUATION		
	1 YEAR	3 YEARS	5 YEARS
Associate of Arts	65.9%	63.2%	61.5%
Associate of Applied Science	80.6%	75.6%	72.1%
Certificates	78.8%	74.4%	71.2%
Average	75.0%	70.9%	68.1%

Notes: Employment rate for community college graduates for one, three, and five years after graduation (in years 2014, 2016, and 2018).

Source: Mississippi’s State Longitudinal Data System, 2019.

Earnings

Community college graduates employed in Mississippi earn an average annual wage of \$27,542 in their first year of employment (see Table 5 on page 12), which is more than double the first-year wage of non-college-bound high school graduates. Graduates with Associate of Applied Science degrees experience the highest average first-year wages at \$32,258, followed by those with career technical certificates (\$24,639) and Associate of Arts degrees (\$22,614).

Community college graduates also experience significant increases in annual earnings after their first year of employment, with an average increase of 32 percent within five years of finding a job. Those with Associate of Applied Science degrees, on average, earn \$40,822 within five years of employment. This is above the Mississippi average annual wage of \$39,420 (BLS, 2019) and is on par with the annual average salary of a Mississippi university graduate with a bachelor’s degree after five years (\$41,563) (Mississippi’s State Longitudinal Data System, 2019).

TABLE 5: EARNINGS OF COMMUNITY COLLEGE GRADUATES

DEGREE TYPE	AVERAGE ANNUAL EARNINGS		
	1 YEAR	3 YEARS	5 YEARS
Associate of Arts	\$22,614	\$26,334	\$31,556
Associate of Applied Science	\$32,258	\$36,856	\$40,822
Certificates	\$24,639	\$28,209	\$32,151
Average	\$27,542	\$31,550	\$35,824

Notes: Annual earnings for community college graduates for one, three, and five years after graduation.

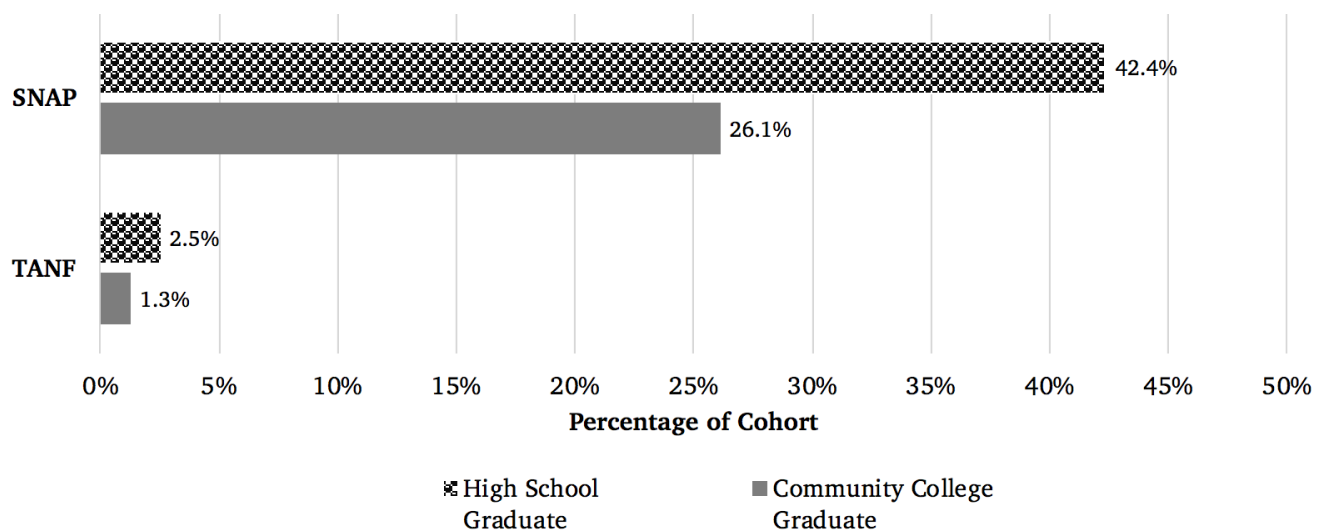
Source: Mississippi's State Longitudinal Data System, 2019.

The benefits of community college education and training extend beyond traditional measures of employment and earnings. Additional economic benefits for community college students include a lower reliance on public assistance and a lower likelihood of being injured in the workplace.

When compared to non-college-bound high school graduates, the education and workforce training provided by community colleges increases the labor market success of graduates and dramatically reduces the likelihood of relying on public assistance.

On average, the likelihood of community college graduates receiving Supplemental Nutrition Assistance Program (SNAP, low-income food assistance) or Temporary Assistance for Needy Families (TANF, low-income cash assistance) benefits is half that of non-college-bound high school graduates (See Figure 10). In addition, community colleges support job safety through workforce safety training programs that serve more than 22,000 workers each year. These specific programs can lower the risk of workplace injuries by up to 35 percent (OSHA, 2012).

FIGURE 10: ENROLLMENT IN PUBLIC ASSISTANCE PROGRAMS



Source: MDHS, 2019.

IMPACT ON THE STATE ECONOMY

Estimates from the REMI PI+ model show that community colleges have a multi-billion dollar impact on Mississippi's economy. Each year, Mississippi community colleges directly and indirectly generate more than \$2.1 billion in wages and salaries, \$3.9 billion in state GDP, and \$277 million in state and local tax revenue, through their operations and the students they serve.

Economic Impact of Operations

Each year, community colleges spend more than \$600 million on operational expenditures and wages/salaries

of more than 8,100 employees; community college students spend close to \$650 million. These direct jobs support an additional 16,200 jobs in the state. This leads to a jobs multiplier of 3.0. These 24,300 total jobs generate more than \$980 million in income and \$128 million in state and local tax revenue and contribute \$1.9 billion to the state's GDP (See Table 6 for details).

TABLE 6: ANNUAL ECONOMIC CONTRIBUTIONS OF COMMUNITY COLLEGE OPERATIONS

MEASURE	TOTAL
Wages and Salaries	\$980,930,835
State and Local Tax Revenue	\$134,912,702
GDP	\$1,947,448,178
Total Jobs	24,300
Jobs Multiplier	3.0

Source: *Regional Economic Models, Inc. (REMI), version 2.3.1.*

Graduates

The relatively high workforce participation rate of Mississippi community college graduates ensures that the majority of the benefits generated by these graduates stays in the state. Each year, an average of 8,876 graduates find jobs in Mississippi and support an additional 6,421 indirect jobs. The economic

activity created by these 15,297 total jobs generates an estimated \$509 million in wages and salaries. This results in an estimated \$1.2 billion contributed to Mississippi's annual GDP and \$73 million in state and local tax revenue (see Table 7 for details).

TABLE 7: ANNUAL IMPACT OF COMMUNITY COLLEGE GRADUATES

MEASURE	ASSOCIATE OF ARTS	ASSOCIATE OF APPLIED SCIENCE	CERTIFICATES	TOTAL
Wages and Salaries	\$177,810,550	\$189,968,884	\$141,679,571	\$509,459,005
State and Local Tax Revenue	\$25,193,130	\$27,110,493	\$21,187,715	\$73,491,338
GDP	\$425,254,733	\$411,534,140	\$378,100,798	\$1,214,889,671
Total Jobs	5,953	5,032	4,312	15,297

Source: *Regional Economic Models Inc. (REMI), version 2.3.1.*

Transition to Universities

Community college students that earn a bachelor's degree from a public university also have a relatively high rate of remaining in the state to work after graduation. Each year, an average of 5,365 former community college students complete a four-year degree and find employment with Mississippi businesses. Through their participation in Mississippi's

economy, these skilled workers generate an estimated additional 3,870 indirect jobs and \$334 million in wages and salaries. This economic activity generates \$690 million in annual GDP and raises \$47 million in state and local tax revenue for Mississippi (see Table 8 for details).

TABLE 8: IMPACT OF FORMER COMMUNITY COLLEGE STUDENTS WITH UNIVERSITY DEGREES

MEASURE	TOTAL
Wages and Salaries	\$334,892,613
State and Local Tax Revenue	\$47,130,030
GDP	\$690,306,218
Total Jobs	9,235

Source: *Regional Economic Models, Inc. (REM), version 2.3.1.*

Non-Credit Workforce Training

In a given year, approximately 80,754 people enroll in workforce development courses in a substantive training area through one of Mississippi's community colleges, and more than 80 percent remain employed in the state after training. Training completion yields an average wage increase of \$2,390 for each working trainee. This increase in workers' salaries results in 1,240 indirect jobs added to the economy, which

produces a total of \$205 million in wages across the state annually. As with community college academic courses, state revenues also significantly benefit from non-credit workforce training; these 1,240 indirect jobs generate \$21 million in state and local tax revenue and nearly \$108 million in GDP each year (see Table 9 for details).

TABLE 9: IMPACT OF SKILLS-BASED WORKFORCE TRAINING

MEASURE	TOTAL
Wages and Salaries	\$205,202,287
State and Local Tax Revenue	\$21,469,682
GDP	\$107,876,296
Workers Trained	80,754
Indirect Jobs	1,240

Source: *Regional Economic Models, Inc. (REM), version 2.3.1.*

APPENDIX A

**TABLE A1:
WORKFORCE TRAINING, BY
NUMBER ENROLLED,
AY 2018**

WORKFORCE TRAINING ENROLLMENT BY TRAINING AREA	NUMBER ENROLLED
A/C, Heating, Refrigeration	569
Aquaculture	3,626
Banking Skills	21,978
Basic Skills	2,794
Blueprint Reading	771
Child Care	273
Computer Use & Applications	4,487
Construction Trades	3,222
Customer Service	2,706
Drafting	81
Electricity	1,368
Electronics	853
Employability/Remediation	21,255
Entrepreneurial/Small Business	449
Firefighting	1,407
Food Production	1,592
Forestry/Lumber	36
Furniture Manufacturing	6,474
GIS/GPS	143
Heavy Machine Operator	7,785
Housekeeping	8
Hydraulics/Pneumatics	65
Industrial Maintenance	9,628
Industrial Production	18,902
Law Enforcement	7,240
Machine Shop/CNC	394
Measurements/Industrial Math	302
Medical/Healthcare	113,112
Oral Communications	215
Personal Development Skills	7,789
Pre-employment Training	5,581
Quality Control Management	3,660
Sewing/Textiles	740
Supervisory/Leadership	11,718
Team Management	390
Telecommunication	834
Train the Trainer	489
Welding/Soldering	11,725



Notes

Students are counted for each course in which they are enrolled. AY 2017-2018.

Source: Community College Administrative Data, 2019.

APPENDIX B

TABLE B1: DEGREES AWARDED

PROGRAM	NUMBER
Liberal Arts and Sciences, General Studies and Humanities	5,993
Health Professions and Related Programs	4,823
Business, Management, Marketing, and Related Support Services	2,722
Engineering Technologies and Engineering-Related Fields	2,505
Mechanic and Repair Technologies/Technicians	1,263
Computer and Information Sciences and Support Services	897
Precision Production	887
Personal and Culinary Services	851
Family and Consumer Sciences/Human Sciences	776
Construction Trades	679
Transportation and Materials Moving	640
Education	486
Visual and Performing Arts	373
Legal Professions and Studies	284
Homeland Security, Law Enforcement, Firefighting and Related Protective Services	251
Multi/interdisciplinary Studies	236
Biological and Biomedical Sciences	224
Engineering	207
Agriculture, Agriculture Operations, and Related Sciences	182
Psychology	134
Public Administration and Social Service Professions	110
Communications Technologies/Technicians and Support Services	48
Natural Resources and Conservation	43
Foreign Languages, Literatures, and Linguistics	42
Communication, Journalism, and Related Programs	41
History	39
Parks, Recreation, Leisure, and Fitness Studies	33
Social Sciences	26
Mathematics and Statistics	15
English Language and Literature/Letters	15
Physical Sciences	13
Architecture and Related Services	7
Philosophy and Religious Studies	1
Total	24,846

Source: Community College Administrative Data, 2019.

APPENDIX C

TABLE C1: COAHOMA COMMUNITY COLLEGE SITES

Approved Site	Definition	City
Clarksdale	Campus	Clarksdale
Charleston High School	Off-Campus Site	Charleston
John F. Kennedy High School	Off-Campus Site	Mound Bayou
Marks Vocational School	Off-Campus Site	Marks
Ray Brooks High School	Off-Campus Site	Benoit
Rosa Fort High School	Off-Campus Site	Tunica
Shaw High School	Off-Campus Site	Shaw
Tunica Middle School	Off-Campus Site	Tunica
West Bolivar High School	Off-Campus Site	Rosedale
West Tallahatchie High School	Off-Campus Site	Webb

TABLE C2: COPIAH-LINCOLN COMMUNITY COLLEGE SITES

Approved Site	Definition	City
Natchez	Campus	Natchez
Wesson	Campus	Wesson
Adams County Christian School	Off-Campus Site	Natchez
Bogue Chitto Attendance Center	Off-Campus Site	Bogue Chitto
Brookhaven Academy	Off-Campus Site	Brookhaven
Brookhaven High School	Off-Campus Site	Brookhaven
Brookhaven Technical Center	Off-Campus Site	Brookhaven
Cathedral High School	Off-Campus Site	Natchez
Copiah Academy	Off-Campus Site	Gallman
Copiah-Lincoln Community College Facility	Off-Campus Site	Magee
Crystal Springs High School	Off-Campus Site	Crystal Springs
Crystal Springs Middle School	Off-Campus Site	Crystal Springs
Elshaddai Fitness	Off-Campus Site	Magee
Enterprise High School	Off-Campus Site	Brookhaven
Franklin County High School	Off-Campus Site	Meadville
Hazelhurst High School	Off-Campus Site	Hazelhurst
Jefferson County High School	Off-Campus Site	Fayette
Lawrence County High School	Off-Campus Site	Monticello
Lawrence County Vocational Center	Off-Campus Site	Monticello
Loyd Star Attendance Center	Off-Campus Site	Brookhaven
Magee High School	Off-Campus Site	Magee
Mendenhall High School	Off-Campus Site	Mendenhall
Mississippi School of the Arts	Off-Campus Site	Brookhaven
Natchez High School	Off-Campus Site	Natchez
Simpson Academy	Off-Campus Site	Mendenhall
Simpson County Center	Off-Campus Site	Mendenhall
Wesson Attendance Center	Off-Campus Site	Wesson
West Lincoln Attendance Center	Off-Campus Site	Brookhaven

TABLE C3: MISSISSIPPI DELTA COMMUNITY COLLEGE SITES

Approved Site	Definition	City
Moorhead	Campus	Moorhead
Greenville Higher Education Center	Extension Center	Greenville
Baxters	Off-Campus Site	Cleveland
Bayou Academy	Off-Campus Site	Cleveland
Bolivar Medical Center	Off-Campus Site	Cleveland
Capps Technology Center	Off-Campus Site	Indianola
Cleveland High School	Off-Campus Site	Cleveland
Cleveland School District Vo-Tech Center	Off-Campus Site	Cleveland
Deer Creek School	Off-Campus Site	Arcola
Delta & Pine Land Co.	Off-Campus Site	Scott
Delta Prison	Off-Campus Site	Greenwood
Delta Regional Medical Center	Off-Campus Site	Greenville
Drew High School	Off-Campus Site	Drew
Eastside High School	Off-Campus Site	Cleveland
Gentry High School	Off-Campus Site	Indianola
Golden Age Nursing Home	Off-Campus Site	Greenwood
Greenville Christian High School	Off-Campus Site	Greenville
Greenville High School	Off-Campus Site	Greenville
Greenville Vocational Center	Off-Campus Site	Greenville
Greenwood Center	Off-Campus Site	Greenwood
Greenwood High School	Off-Campus Site	Greenwood
Greenwood Leflore Hospital	Off-Campus Site	Greenwood
Greenwood Vocational Center	Off-Campus Site	Greenwood
Grenada Lake Medical Center	Off-Campus Site	Grenada
Hollandale Headstart	Off-Campus Site	Hollandale
Humphreys County High School	Off-Campus Site	Belzoni
Humphreys Academy	Off-Campus Site	Belzoni
Indianola Academy	Off-Campus Site	Indianola

Approved Site	Definition	City
John F. Kennedy High School	Off-Campus Site	Mound Bayou
King Daughters Hospital	Off-Campus Site	Greenville
Leflore County Vocational Center	Off-Campus Site	Greenwood
Leland High School	Off-Campus Site	Leland
MDCC - Drew Site	Off-Campus Site	Drew
MSU Experiment Station	Off-Campus Site	Stoneville
North New Summit School	Off-Campus Site	Greenwood
North Sunflower Academy	Off-Campus Site	Drew
North Sunflower Medical Center	Off-Campus Site	Ruleville
Northwest MS Regional Medical Center	Off-Campus Site	Clarksdale
Pillow Academy	Off-Campus Site	Greenwood
Rolling Fork Vo-Tech Center	Off-Campus Site	Rolling Fork
Ruleville Central High School	Off-Campus Site	Ruleville
Sharkey Issaquena Academy	Off-Campus Site	Rolling Fork
Sharkey Issaquena Hospital	Off-Campus Site	Rolling Fork
South Delta High School	Off-Campus Site	Rolling Fork
South Sunflower County Hospital	Off-Campus Site	Indianola
St. Joseph High School	Off-Campus Site	Greenville
Supervalu	Off-Campus Site	Indianola
Tyler Holmes Memorial Hospital	Off-Campus Site	Winona
Viking	Off-Campus Site	Greenwood
Washington School	Off-Campus Site	Greenville
West Bolivar High School	Off-Campus Site	Rosedale

TABLE C4: EAST MISSISSIPPI COMMUNITY COLLEGE SITES

Approved Site	Definition	City
Scooba	Campus	Scooba
Golden Triangle Center	Comprehensive	Mayhew
Baptist Memorial Hospital	Off-Campus Site	Columbus
Columbus Air Force Base	Off-Campus Site	Columbus
Columbus High School	Off-Campus Site	Columbus
EMCC West Point	Off-Campus Site	West Point
Lion Hills Center	Off-Campus Site	Columbus
Maben Public Library	Off-Campus Site	Maben
Meridian Naval Air Station	Off-Campus Site	Meridian
MS University for Women	Off-Campus Site	Columbus
Noxubee County Vo-Tech	Off-Campus Site	Macon
The Communiversity - CMTE	Off-Campus Site	Columbus
West Oktibbeha High School	Off-Campus Site	West Point

TABLE C5: EAST CENTRAL MISSISSIPPI COMMUNITY COLLEGE SITES

Approved Site	Definition	City
Decatur	Campus	Decatur
Carthage Career Advancement Center	Off-Campus Site	Carthage
Carthage High School	Off-Campus Site	Carthage
Choctaw Central High School	Off-Campus Site	Philadelphia
Choctaw Reservation	Off-Campus Site	Philadelphia
Forest Career Advancement Center	Off-Campus Site	Forest
Forest High School	Off-Campus Site	Forest
Forest Scott County Career Technical Center	Off-Campus Site	Forest
Grace Christian School	Off-Campus Site	Louisville
Integrated Technologies Training Center	Off-Campus Site	Choctaw
Lake High School	Off-Campus Site	Lake
Leake Academy	Off-Campus Site	Madden
Leake Central High School	Off-Campus Site	Carthage
Leake County Career Technical Center	Off-Campus Site	Carthage
Leake County High School	Off-Campus Site	Walnut Grove
Louisville Career Advancement Center	Off-Campus Site	Louisville
Louisville Career Advancement Center	Off-Campus Site	Louisville
Louisville High School	Off-Campus Site	Louisville
Mississippi National Guard Amory	Off-Campus Site	Newton
Morton High School	Off-Campus Site	Morton
Nanih Waiya Attendance Center	Off-Campus Site	Louisville
Neshoba Business Enterprise Center	Off-Campus Site	Philadelphia
Neshoba Central High School	Off-Campus Site	Philadelphia
Newton County Academy	Off-Campus Site	Decatur
Newton County High School	Off-Campus Site	Newton

Approved Site	Definition	City
Newton County National Guard	Off-Campus Site	Decatur
Newton High School	Off-Campus Site	Newton
Noxapater Attendance Center	Off-Campus Site	Noxapater
Pearl River Resort Hospitality Center	Off-Campus Site	Choctaw
Pearl River Resort Hospitality Center	Off-Campus Site	Choctaw
Philadelphia High School	Off-Campus Site	Philadelphia
Philadelphia Neshoba Career Technical Center	Off-Campus Site	Philadelphia
Philadelphia US Motors Center	Off-Campus Site	Philadelphia
Raytheon System Southeast	Off-Campus Site	Forest
Scott Central Attendance Center	Off-Campus Site	Forest
Sebastopol Attendance Center	Off-Campus Site	Sebastopol
The Body Shop	Off-Campus Site	Decatur
Union High School	Off-Campus Site	Union
Winston Academy	Off-Campus Site	Louisville
Winston Louisville Career Technical Complex	Off-Campus Site	Louisville

TABLE C6: GULF COAST COMMUNITY COLLEGE SITES

Approved Site	Definition	City
Jackson County Campus	Campus	Gautier
Jefferson Davis	Campus	Gulfport
Perkinston	Campus	Perkinston
George County Center	Extension Center	Lucedale
Tradition	Extension Center	Biloxi
West Harrison County Center	Extension Center	Long Beach
Applied Technology & Development Center	Off-Campus Site	Gulfport
Biloxi High School	Off-Campus Site	Biloxi
Christian Collegiate	Off-Campus Site	Gulfport
D'Iberville High School	Off-Campus Site	D'Iberville
East Central High School	Off-Campus Site	Moss Point
Gautier High School	Off-Campus Site	Gautier
George County High School	Off-Campus Site	Lucedale
Gulfport High School	Off-Campus Site	Gulfport
Haley Reeves Barbour Maritime Training Center	Off-Campus Site	Pascagoula
Harrison Central High School	Off-Campus Site	Lyman
Ingall's Shipbuilding	Off-Campus Site	Pascagoula
Keesler Center	Off-Campus Site	Keesler AFB
Long Beach High School	Off-Campus Site	Long Beach
Moss Point High School	Off-Campus Site	Moss Point
Naval Construction Battalion	Off-Campus Site	Gulfport
Naval Station-Pascagoula	Off-Campus Site	Pascagoula
Ocean Springs High School	Off-Campus Site	Ocean Springs
Pascagoula High School	Off-Campus Site	Pascagoula
Pascagoula Naval Base	Off-Campus Site	Pascagoula
Pass Christian High School	Off-Campus Site	Pass Christian
Resurrection High School	Off-Campus Site	Pascagoula
Seabee Base	Off-Campus Site	Gulfport
St. John High School	Off-Campus Site	Gulfport

Approved Site	Definition	City
St. Martin High School	Off-Campus Site	Ocean Springs
St. Patrick High School	Off-Campus Site	Biloxi
Stone County High School	Off-Campus Site	Wiggins
Vancleave High School	Off-Campus Site	Vancleave
West Harrison High School	Off-Campus Site	Gulfport

TABLE C7: HINDS COMMUNITY COLLEGE SITES

Approved Site	Definition	City
Jackson Campus-Academic/ Technical Center	Campus	Jackson
Jackson Campus-Nursing/Allied Health Center	Campus	Jackson
Rankin Campus	Campus	Pearl
Raymond Campus	Campus	Raymond
Utica Campus	Campus	Utica
Vicksburg/Warren County Branch	Comprehensive	Vicksburg
Air National Guard Base	Off-Campus Site	Jackson
Alcorn Central High School	Off-Campus Site	Flowood
Ameristar Casino Training Facility	Off-Campus Site	Vicksburg
Brandon High School	Off-Campus Site	Brandon
Callaway High School	Off-Campus Site	Jackson
Camp Shelby	Off-Campus Site	Camp Shelby
Capital City Alternative School	Off-Campus Site	Jackson
Career Development Center	Off-Campus Site	Jackson
Central Hinds Academy	Off-Campus Site	Raymond
Central Mississippi Correctional Facility	Off-Campus Site	Pearl
Chamberlain Hunt Academy	Off-Campus Site	Port Gibson
CHS Career Complex	Off-Campus Site	Clinton
Claiborne County Vo-Tech Complex	Off-Campus Site	Port Gibson
Clinton Christian Academy	Off-Campus Site	Clinton
Clinton High School	Off-Campus Site	Clinton
Crystal Springs	Off-Campus Site	Crystal Springs
Discovery Christian School	Off-Campus Site	Florence
East Rankin Academy	Off-Campus Site	Pelahatchie
Education Center	Off-Campus Site	Jackson
Empire-Stribling Truck	Off-Campus Site	Richland

Approved Site	Definition	City
Engineer Research and Development Center	Off-Campus Site	Vicksburg
Florence High School	Off-Campus Site	Florence
Forest Hill High School	Off-Campus Site	Jackson
GM Service Parts Operation	Off-Campus Site	Brandon
Hartfield Academy	Off-Campus Site	Flowood
Hillcrest Christian School	Off-Campus Site	Jackson
Hinds Agricultural High School	Off-Campus Site	Utica
Hinds County Career & Technical Center	Off-Campus Site	Raymond
Jackson Academy	Off-Campus Site	Jackson
Jackson Area Homeschoolers	Off-Campus Site	Clinton
Jackson Preparatory School	Off-Campus Site	Jackson
Jim Hill High School	Off-Campus Site	Jackson
KLLM Transport Services	Off-Campus Site	Jackson
Lanier High School	Off-Campus Site	Jackson
McLaurin High School	Off-Campus Site	Florence
Mississippi School for the Blind	Off-Campus Site	Jackson
Mississippi School for the Deaf	Off-Campus Site	Jackson
Mississippi State University	Off-Campus Site	Mississippi State
MS Job Corp Center	Off-Campus Site	Crystal Springs
MS Law Enforcement Academy	Off-Campus Site	Pearl
MS National Guard 66th Troop Command	Off-Campus Site	Jackson
Mt. Salus Christian School	Off-Campus Site	Clinton
Murrah High School	Off-Campus Site	Jackson
New Summit School	Off-Campus Site	Jackson
Northwest Rankin High School	Off-Campus Site	Brandon
Park Place Christian Academy	Off-Campus Site	Pearl
Pearl High School	Off-Campus Site	Pearl
Pelahatchie High School	Off-Campus Site	Pelahatchie
Penal Farm	Off-Campus Site	Raymond

Approved Site	Definition	City
Piney Woods Schools	Off-Campus Site	Piney Woods
Pisgah High School	Off-Campus Site	Sandhill
Port Gibson High School	Off-Campus Site	Port Gibson
Porter's Chapel Academy	Off-Campus Site	Vicksburg
Provine High School	Off-Campus Site	Jackson
Puckett High School/ Attendance Center	Off-Campus Site	Puckett
Raymond High School	Off-Campus Site	Raymond
Rebul Academy	Off-Campus Site	Learned
Richland High School	Off-Campus Site	Richland
St. Aloysius High School	Off-Campus Site	Vicksburg
Terry High School	Off-Campus Site	Terry
The Good Shepherd	Off-Campus Site	Vicksburg
Vicksburg High School	Off-Campus Site	Vicksburg
Warren Central High School	Off-Campus Site	Vicksburg
William Skinner Training Center	Off-Campus Site	Jackson
Wingfield High School	Off-Campus Site	Jackson

TABLE C8: HOLMES COMMUNITY COLLEGE SITES

Approved Site	Definition	City
Goodman	Campus	Goodman
Ridgeland	Campus	Ridgeland
Grenada	Comprehensive	Grenada
Ackerman High School	Off-Campus Site	Ackerman
Attala Center	Off-Campus Site	Kosciusko
Benton Academy	Off-Campus Site	Benton
Central Holmes Christian School	Off-Campus Site	Lexington
Choctaw County High School	Off-Campus Site	Ackerman
Choctaw County Vocational Center	Off-Campus Site	Ackerman
East Webster High School	Off-Campus Site	Maben
Ethel High School	Off-Campus Site	Ethel
Eupora High School	Off-Campus Site	Eupora
Germantown High School	Off-Campus Site	Madison
Grenada High School	Off-Campus Site	Grenada
Kirk Academy	Off-Campus Site	Grenada
Kosciusko Senior High School	Off-Campus Site	Kosciusko
Madison Central High School	Off-Campus Site	Madison
Madison-Ridgeland Academy	Off-Campus Site	Madison
Manchester Academy	Off-Campus Site	Yazoo City
Montgomery County High School	Off-Campus Site	Winona
Nissan North America	Off-Campus Site	Canton
Ridgeland High School	Off-Campus Site	Ridgeland
Velma Jackson High School	Off-Campus Site	Camden
Webster County Vocational Complex	Off-Campus Site	Eupora
Winona Career & Technical Center	Off-Campus Site	Winona
Winona Christian School	Off-Campus Site	Winona
Winona Secondary School	Off-Campus Site	Winona

Approved Site	Definition	City
Wood Jr. College	Off-Campus Site	Mathiston
Yazoo Center	Off-Campus Site	Yazoo City
Yazoo City High School	Off-Campus Site	Yazoo City
Yazoo County High School	Off-Campus Site	Yazoo City

TABLE C9: ITAWAMBA COMMUNITY COLLEGE SITES

Approved Site	Definition	City
Fulton	Campus	Fulton
Tupelo	Comprehensive	Tupelo
Aberdeen Head Start Center	Off-Campus Site	Aberdeen
Aberdeen High School	Off-Campus Site	Aberdeen
Advanced Learning Center	Off-Campus Site	Amory
Amory High School	Off-Campus Site	Amory
Belden Center	Off-Campus Site	Belden
Cooper Tire & Rubber Co.	Off-Campus Site	Tupelo
Ecru Head Start Center	Off-Campus Site	Ecru
Gilmore Foundation Building	Off-Campus Site	Amory
Houston Vocational Center	Off-Campus Site	Houston
MS National Guard Armory	Off-Campus Site	Tupelo
North MS Medical Center	Off-Campus Site	Tupelo
North MS Wellness Center	Off-Campus Site	Tupelo
Okolona High School	Off-Campus Site	Okolona
Pontotoc Ridge Career & Tech Center	Off-Campus Site	Pontotoc
Shannon High School	Off-Campus Site	Shannon

TABLE C10: JONES COLLEGE SITES

Approved Site	Definition	City
Ellisville	Campus	Ellisville
Bay Springs High School	Off-Campus Site	Bay Springs
Clarkdale High School	Off-Campus Site	Meridian
Clarke County Center	Off-Campus Site	Stonewall
Clarke County Vo-Tech	Off-Campus Site	Quitman
Collins High School	Off-Campus Site	Collins
Covington County High School	Off-Campus Site	Collins
Covington County Vo-Tech	Off-Campus Site	Collins
Enterprise High School	Off-Campus Site	Enterprise
Greene County High School	Off-Campus Site	Leakesville
Greene County Learning Center	Off-Campus Site	Leakesville
Heidelberg Academy	Off-Campus Site	Heidelberg
Heidelberg High School	Off-Campus Site	Heidelberg
Jasper County Learning Center	Off-Campus Site	Bay Springs
Jones County Vo-Tech	Off-Campus Site	Laurel
Laurel Christian School	Off-Campus Site	Laurel
Laurel High School	Off-Campus Site	Laurel
Mize Attendance Center	Off-Campus Site	Mize
Mt. Olive High School	Off-Campus Site	Mount Olive
Northeast Jones High School	Off-Campus Site	Laurel
Perry Central High School	Off-Campus Site	New Augusta
Quitman High School	Off-Campus Site	Quitman
R. H. Watkins	Off-Campus Site	Laurel
Raleigh High School	Off-Campus Site	Raleigh
Richton High School	Off-Campus Site	Richton
Seminary High School	Off-Campus Site	Seminary
Smith County Vo-Tech	Off-Campus Site	Raleigh
South Jones High School	Off-Campus Site	Ellisville
Southern Pine Electric Power Association	Off-Campus Site	Taylorsville

Approved Site	Definition	City
Stringer High School	Off-Campus Site	Stringer
Sylva-Bay Academy	Off-Campus Site	Bay Springs
Taylorsville High School	Off-Campus Site	Taylorsville
University of Southern MS - ROTC	Off-Campus Site	Hattiesburg
Wayne Academy	Off-Campus Site	Waynesboro
Wayne County High School	Off-Campus Site	Waynesboro
Wayne County Learning Center	Off-Campus Site	Waynesboro
West Jones High School	Off-Campus Site	Laurel

TABLE C11: MERIDIAN COMMUNITY COLLEGE SITES

Approved Site	Definition	City
Meridian	Campus	Meridian
Bonita Lakes Mall	Off-Campus Site	Meridian
Clarkdale High School	Off-Campus Site	Meridian
Commercial Truck Driving Center	Off-Campus Site	Meridian
Dixie Bowl	Off-Campus Site	Meridian
Highland Baptist Child Development Center	Off-Campus Site	Meridian
Lamar School	Off-Campus Site	Meridian
Meridian High School	Off-Campus Site	Meridian
Metro-Training Room	Off-Campus Site	Meridian
MS Air National Guard Base	Off-Campus Site	Meridian
Naval Air Station	Off-Campus Site	Meridian
Northeast High School	Off-Campus Site	Meridian
Northeast High School	Off-Campus Site	Meridian
Pre-K Programs	Off-Campus Site	Meridian
Ross Collins Vocational Center	Off-Campus Site	Meridian
Southeast High School	Off-Campus Site	Meridian
Southeast Lauderdale High School	Off-Campus Site	Meridian
Wesley Wonders	Off-Campus Site	Meridian
West Lauderdale High School	Off-Campus Site	Collinsville
Kinder Care Learning Center	Off-Campus Site	Meridian
West Lauderdale Attendance Center	Off-Campus Site	Collinsville

TABLE C12: NORTHEAST MISSISSIPPI COMMUNITY COLLEGE SITES

Approved Site	Definition	City
Main NE Campus	Campus	Booneville
Alcorn Career & Tech. Center	Off-Campus Site	Corinth
Alcorn Central High School	Off-Campus Site	Glen
Baldwyn High School	Off-Campus Site	Baldwyn
Belmont High School	Off-Campus Site	Belmont
Biggersville High School	Off-Campus Site	Corinth
Blue Mountain High School	Off-Campus Site	Blue Mountain
Booneville High School	Off-Campus Site	Booneville
Corinth High School	Off-Campus Site	Corinth
Corinth Regional Prison	Off-Campus Site	Corinth
Crow's Neck Environmental Center	Off-Campus Site	Tishomingo
East Union High School	Off-Campus Site	Blue Springs
Falkner High School	Off-Campus Site	Falkner
Ingomar High School	Off-Campus Site	New Albany
Jumpertown High School	Off-Campus Site	Booneville
Kossuth High School	Off-Campus Site	Corinth
Myrtle High School	Off-Campus Site	Myrtle
New Albany High School	Off-Campus Site	New Albany
New Albany School of Career & Technical Education	Off-Campus Site	New Albany
New Site High School	Off-Campus Site	Booneville
Northeast at Corinth	Off-Campus Site	Corinth
Northeast at New Albany	Off-Campus Site	New Albany
Northeast at Ripley	Off-Campus Site	Ripley
Northeast at Tishomingo	Off-Campus Site	Iuka
Oscar Shannon Building at Ripley	Off-Campus Site	Ripley
Pine Grove High School	Off-Campus Site	Ripley
Prentiss County Vo-Tech Center	Off-Campus Site	Booneville
Ripley High School	Off-Campus Site	Ripley

Approved Site	Definition	City
Thrasher High School	Off-Campus Site	Booneville
Tippah Career & Tech. Center	Off-Campus Site	Ripley
Tishomingo County Career & Tech. Center	Off-Campus Site	Tishomingo
Tishomingo High School	Off-Campus Site	Iuka
Walnut High School	Off-Campus Site	Walnut
West Union High School	Off-Campus Site	Myrtle
Wheeler High School	Off-Campus Site	Wheeler

TABLE C13: NORTHWEST MISSISSIPPI COMMUNITY COLLEGE SITES

Approved Site	Definition	City
Desoto Center Southaven	Campus	Southaven
Senatobia	Campus	Senatobia
Desoto Center Olive Branch	Comprehensive	Olive Branch
Lafayette-Yalobusha Center	Comprehensive	Oxford
Oxford Campus	Comprehensive	Oxford
Allied Health Services	Off-Campus Site	Holly Springs
Ashland High School	Off-Campus Site	Ashland
Benton County Vo-Tech Center	Off-Campus Site	Ashland
Bethlehem	Off-Campus Site	Potts Camp
Bruce High School	Off-Campus Site	Bruce
Byhalia High School	Off-Campus Site	Byhalia
Byhalia Town Hall	Off-Campus Site	Byhalia
Calhoun Academy	Off-Campus Site	Calhoun City
Calhoun City High School	Off-Campus Site	Calhoun City
Calhoun County Career Tech Center	Off-Campus Site	Calhoun City
Center Hill High School	Off-Campus Site	Olive Branch
Charleston High School	Off-Campus Site	Charleston
Coffeeville High School	Off-Campus Site	Coffeeville
Coldwater High School	Off-Campus Site	Coldwater
David Williams Jr. Career Tech Center	Off-Campus Site	Tunica
Delta Academy	Off-Campus Site	Marks
DeSoto Central High School	Off-Campus Site	Southaven
DeSoto County Career Tech Center East	Off-Campus Site	Olive Branch
DeSoto County Career Tech Center West	Off-Campus Site	Horn Lake
Faith Christian Academy	Off-Campus Site	Water Valley
Friendship Christian Academy	Off-Campus Site	Victoria
G. W. Henderson, Sr. Recreation Center	Off-Campus Site	Tunica

Approved Site	Definition	City
H.W. Byers Attendance Center	Off-Campus Site	Holly Springs
Heritage Christian Academy	Off-Campus Site	Holly Springs
Hernando High School	Off-Campus Site	Hernando
Hickory Flat Attendance	Off-Campus Site	Hickory Flat
Holly Spring Vo-Tech Center	Off-Campus Site	Holly Springs
Holly Springs High School	Off-Campus Site	Holly Springs
Holly Springs Vo-Tech Center	Off-Campus Site	Holly Springs
Horn Lake High School	Off-Campus Site	Horn Lake
Independence High School	Off-Campus Site	Independence
Lafayette High School	Off-Campus Site	Oxford
Lake Cormorant High School	Off-Campus Site	Lake Cormorant
Lewisburg High School	Off-Campus Site	Olive Branch
Madison S. Palmer High School	Off-Campus Site	Marks
Magnolia Heights School	Off-Campus Site	Senatobia
Marshall Academy	Off-Campus Site	Holly Springs
Mississippi State University	Off-Campus Site	Mississippi State
North Delta Academy	Off-Campus Site	Batesville
North Panola Career Tech Center	Off-Campus Site	Como
North Panola High School	Off-Campus Site	Sardis
Northpoint Christian School	Off-Campus Site	Southaven
Olive Branch High School	Off-Campus Site	Olive Branch
Oxford High School	Off-Campus Site	Oxford
Oxford-Lafayette School of Applied Technology	Off-Campus Site	Oxford
Potts Camp School	Off-Campus Site	Potts Camp
Quitman County Career Tech Center	Off-Campus Site	Marks
Rosa Fort High School	Off-Campus Site	Tunica
Senatobia High School	Off-Campus Site	Senatobia
Senatobia-Tate County Career Tech Center	Off-Campus Site	Coldwater

Approved Site	Definition	City
South Panola Alternative School	Off-Campus Site	Batesville
South Panola Career Tech Center	Off-Campus Site	Batesville
South Panola High School	Off-Campus Site	Batesville
Southaven High School	Off-Campus Site	Southaven
Strayhorn High School	Off-Campus Site	Sarah
Strider Academy	Off-Campus Site	Charleston
Tunica Academy	Off-Campus Site	Tunica
University of Mississippi	Off-Campus Site	University
Vardaman High School	Off-Campus Site	Vardaman
Wakenhut Correctional Facility	Off-Campus Site	Holly Springs
Water Valley BTC Building	Off-Campus Site	Water Valley
Water Valley High School	Off-Campus Site	Water Valley
West Tallahatchie High School	Off-Campus Site	Webb

TABLE C14: PEARL RIVER COMMUNITY COLLEGE SITES

Approved Site	Definition	City
Pearl River Community College	Campus	Poplarville
PRCC Forrest County Center	Comprehensive	Hattiesburg
Bay St. Louis High School	Off-Campus Site	Bay St. Louis
Coast Electric Power Association	Off-Campus Site	Kiln
Columbia Academy	Off-Campus Site	Kiln
Columbia High School	Off-Campus Site	Columbia
Forrest County Center	Off-Campus Site	Hattiesburg
Hancock Center	Off-Campus Site	Waveland
Hancock County Library	Off-Campus Site	Bay St. Louis
Hancock High School	Off-Campus Site	Kiln
Jefferson Davis County Five County Senior Citizen Building	Off-Campus Site	Prentiss
Jefferson Davis County Vo-Tech Center	Off-Campus Site	Carson
John C. Stennis Space Center	Off-Campus Site	Stennis Space Center
Lowery A. Woodall Advance Technology Center	Off-Campus Site	Hattiesburg
Oak Grove High School	Off-Campus Site	Hattiesburg
Pearl River Central High School	Off-Campus Site	Carriere
Petal High School	Off-Campus Site	Petal
Picayune Early Head Start	Off-Campus Site	Picayune
Picayune High School	Off-Campus Site	Picayune
Picayune Historic City Hall	Off-Campus Site	Picayune
Prentiss Institute Library	Off-Campus Site	Prentiss
Prentiss Institute Theatre	Off-Campus Site	Prentiss
Prentiss Public Library	Off-Campus Site	Prentiss
Saint Stanislaus High School	Off-Campus Site	Bay St. Louis
Stennis International Airport	Off-Campus Site	Kiln

TABLE C15: SOUTHWEST COMMUNITY COLLEGE SITES

Approved Site	Definition	City
Summit	Campus	Summit
Amite County High School	Off-Campus Site	Liberty
Amite School Center	Off-Campus Site	Liberty
Centreville Academy	Off-Campus Site	Centreville
Dexter High School	Off-Campus Site	Tylertown
McComb High School	Off-Campus Site	McComb
North Pike High School	Off-Campus Site	Summit
Parklane Academy	Off-Campus Site	McComb
Salem High School	Off-Campus Site	Tylertown
South Pike High School	Off-Campus Site	Magnolia
Tylertown High School	Off-Campus Site	Tylertown
Wilkinson County Christian Academy	Off-Campus Site	Woodville
Wilkinson County High School	Off-Campus Site	Woodville

January 2020

About NSPARC

This report was prepared by the National Strategic Planning and Analysis Research Center (NSPARC) at Mississippi State University. NSPARC is expanding the boundaries of data science to create knowledge and innovations that drive human progress. Our expertise includes data analytics, predictive analytics, machine learning, artificial intelligence, system of systems, data governance, cybersecurity, and cloud technology. Known primarily for our work with smart government and more than 50 data innovations, NSPARC has achieved national prominence in the data science field.

For more information, visit nsparc.msstate.edu.



Mississippi Community Colleges

Serve, Prepare, and Support Mississippians

nsparc
A UNIT OF MISSISSIPPI STATE UNIVERSITY™